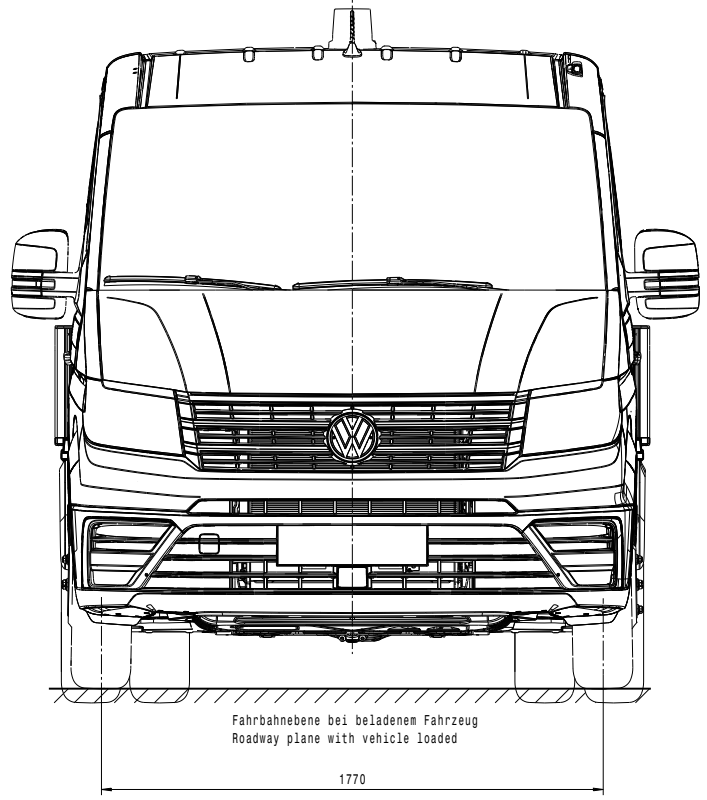
Fahrbahnebene bei beladenem Fahrzeug
Roadway plane with vehicle loaded
1770

Kühlergrill TGE
Radiator grille

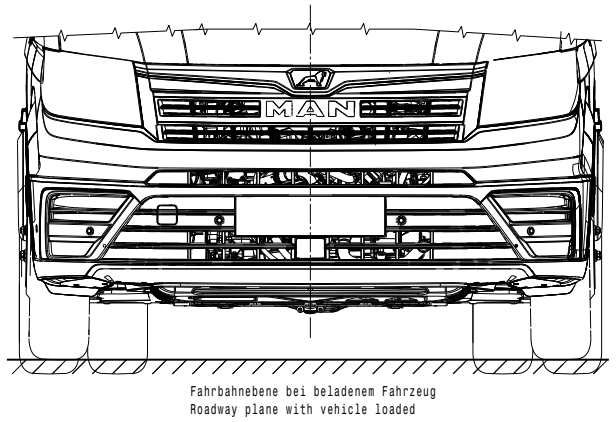
MAN
Fahrbahnebene bei beladenem Fahrzeug
Roadway plane with vehicle loaded

Pritschenwagen
Dropside van

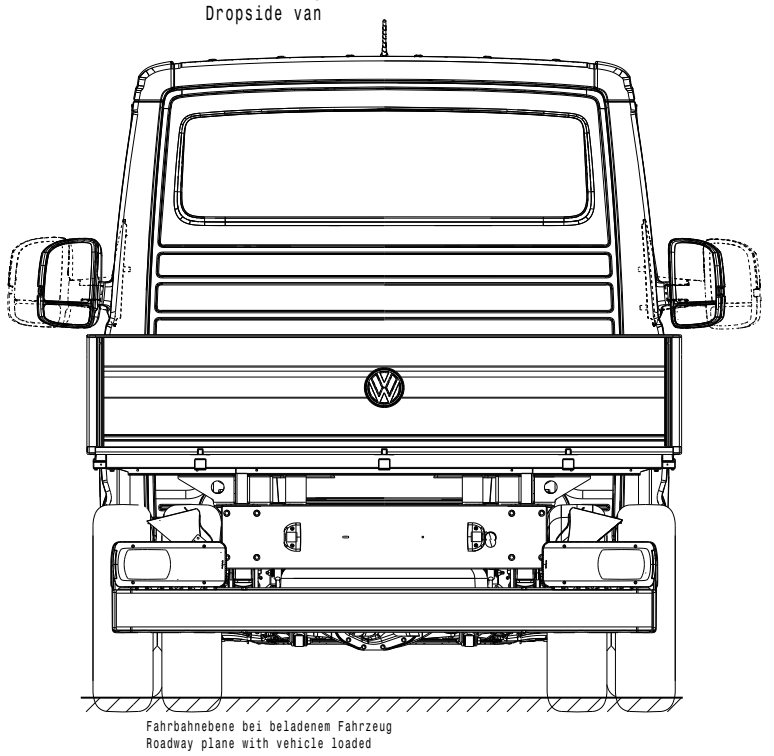

Pritschenwagen TGE
Dropside van

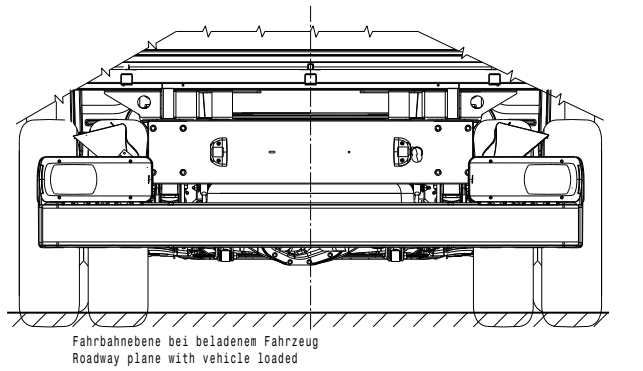

Fahrgestell
Chassis

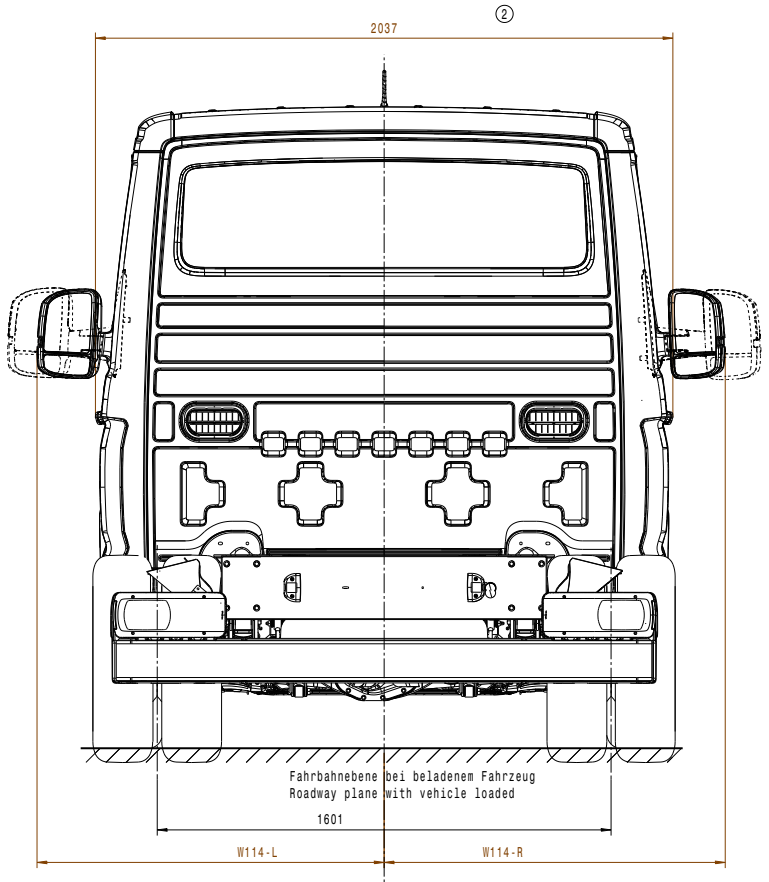
②
2037
Fahrbahnebene bei beladenem Fahrzeug
Roadway plane with vehicle loaded
1601
W114-L
W114-R

Fahrgestell TGE
Chassis

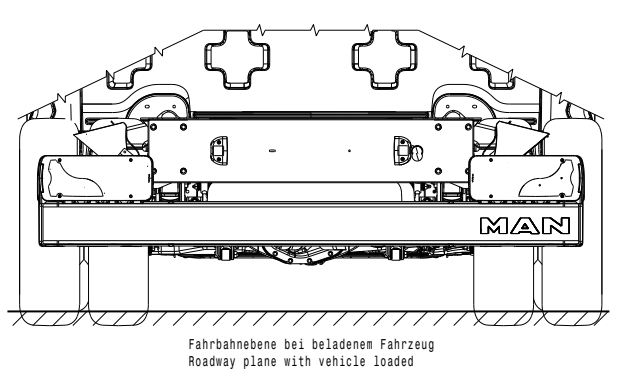
MAN
Fahrbahnebene bei beladenem Fahrzeug
Roadway plane with vehicle loaded

J-J (A19)

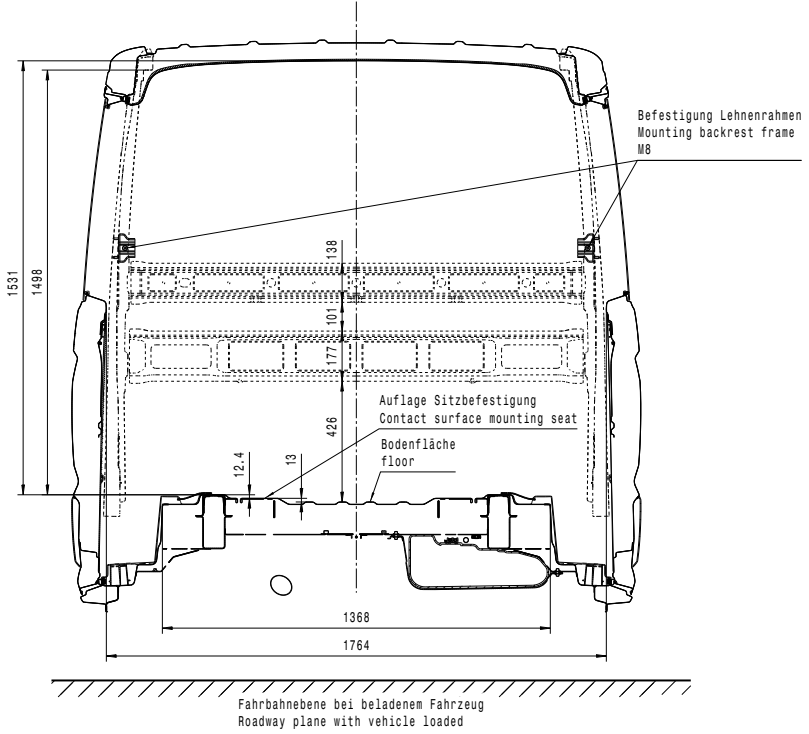
Befestigung Lehnenrahmen
Mounting backrest frame
M8
1531
1498
138
101
177
426
12.4
13
Auflage Sitzbefestigung
Contact surface mounting seat
Bodenfläche
floor
1368
1764
Fahrbahnebene bei beladenem Fahrzeug
Roadway plane with vehicle loaded

G-G (B29)

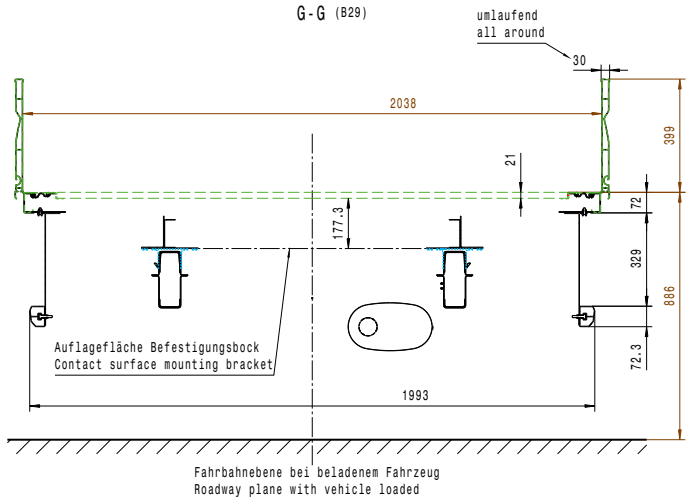
umlaufend
all around
30
2038
399
21
72
177.3
329
886
72.3
Auflagefläche Befestigungsbock
Contact surface mounting bracket
1993
Fahrbahnebene bei beladenem Fahrzeug
Roadway plane with vehicle loaded

Spiegel Mirror	Fahrposition Drive position		eingeklappt retracted	
	W114-L	W114-R	W114-L	W114-R
Außenspiegel Exterior mirror	1224	1203	1108	1098
Außenspiegel, lang Exterior mirror, long	1328	1329	1120	1135

R-R (B31)

Schnitt Mitte Hinterachse
cut rear axle middle

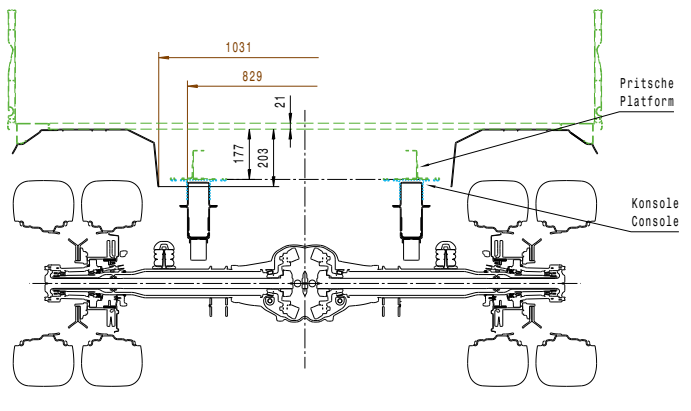
1031
829
21
177
203
Pritsche
Platform
Konsole
Console

O-O (F21)

M 1:2

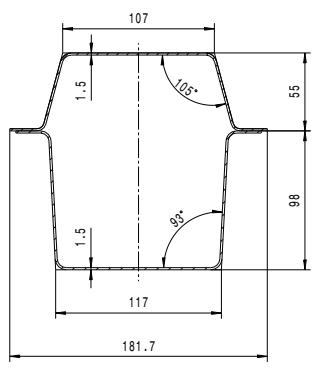
107
1.5
105°
55
98
93°
1.5
117
181.7

M-M (F22)

M 1:2

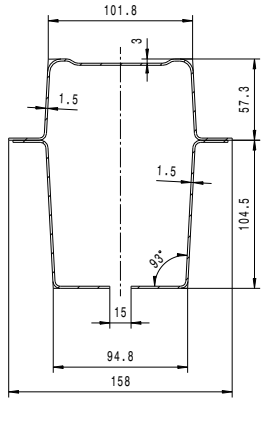
101.8
3
1.5
57.3
1.5
104.5
93°
15
94.8
158

Die Höhenmaße beziehen sich auf folgende Reifengröße:
The height dimensions refer to following tire size:
RWD-twin 205/75 R16-6.5J + zGG 5t

Höhenmaße zur Fahrbahn unterliegen einer Toleranz von ±50 mm.
Dimensions of height on roadway are subject to a tolerance of ±50 mm.

Linkslenker gezeichnet, Rechtslenker Spiegelbild
Left-hand drive drawn, right-hand drive symmetrically opposite

Bitte beachten Sie, daß es sich bei den angegebenen Fahrzeugmaßen um Richtwerte handelt, die aufgrund von Fertigungstoleranzen von den hier angegebenen Maßen abweichen können. Wir empfehlen vor der Planung von Auf- und Umbauten die exakten Maße direkt am Fahrzeug abzunehmen.
Please notice that the specified dimensions are standard values which may vary because of production tolerances. We recommend to measure the exact dimensions on the vehicle before planning superstructional parts and/or rebuildings.

SgRP = Sitz-Referenz-Punkt
seat reference point

FWD = Frontantrieb
Front wheel drive

AWD = Allradantrieb
All wheel drive

RWD-single = Heckantrieb single
Rear wheel drive-single

RWD-twin = Heckantrieb Zwilling
Rear wheel drive-twin

>400 ≤ 1000		
>120 ≤ 400		
> 30 ≤ 120		
> 6 ≤ 30		
≤ 6		
Winkel Angle		
	fertig finished	roh raw

Allgemeintoleranzen fuer Nennmasze ohne Toleranz.
General tolerances for nominal dimensions without specified tolerance.

Bemerkungen/ Notes

Alle Masze gelten für das Fertigteil einschliesslich Oberflächenschutz.
All dimensions apply to the finished part including surface protection.

Nur zur Information
For information only

Wird vom Änderungsdienst nicht erfasst
Is not considered by the revision service

( )	Hilfsmasz Auxiliary dim.	
[ ]	Kontrollmasz Control dim.	
⌒	Ausfallmasz Temporary dim.	
▭	Theoretisch exaktes Masz Theoretically exact dim.	Beschreibung siehe Description see
> <	Werkstoff-Kennzeichnung Material marking	Beschreibung siehe Description see

Vorderwagen TGE
Front end

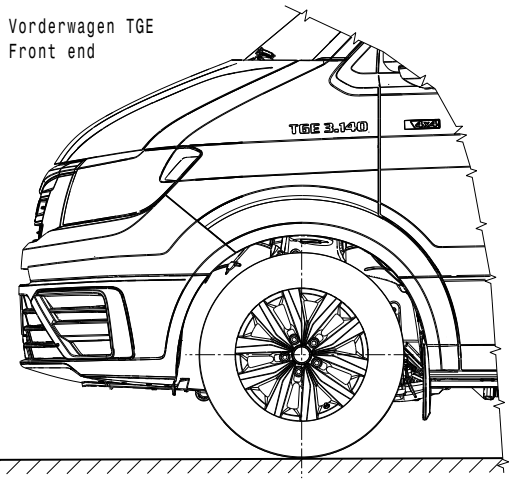

Fahrbahnebene bei beladenem Fahrzeug
Roadway plane with vehicle loaded

Fahrgestell
Chassis
L3

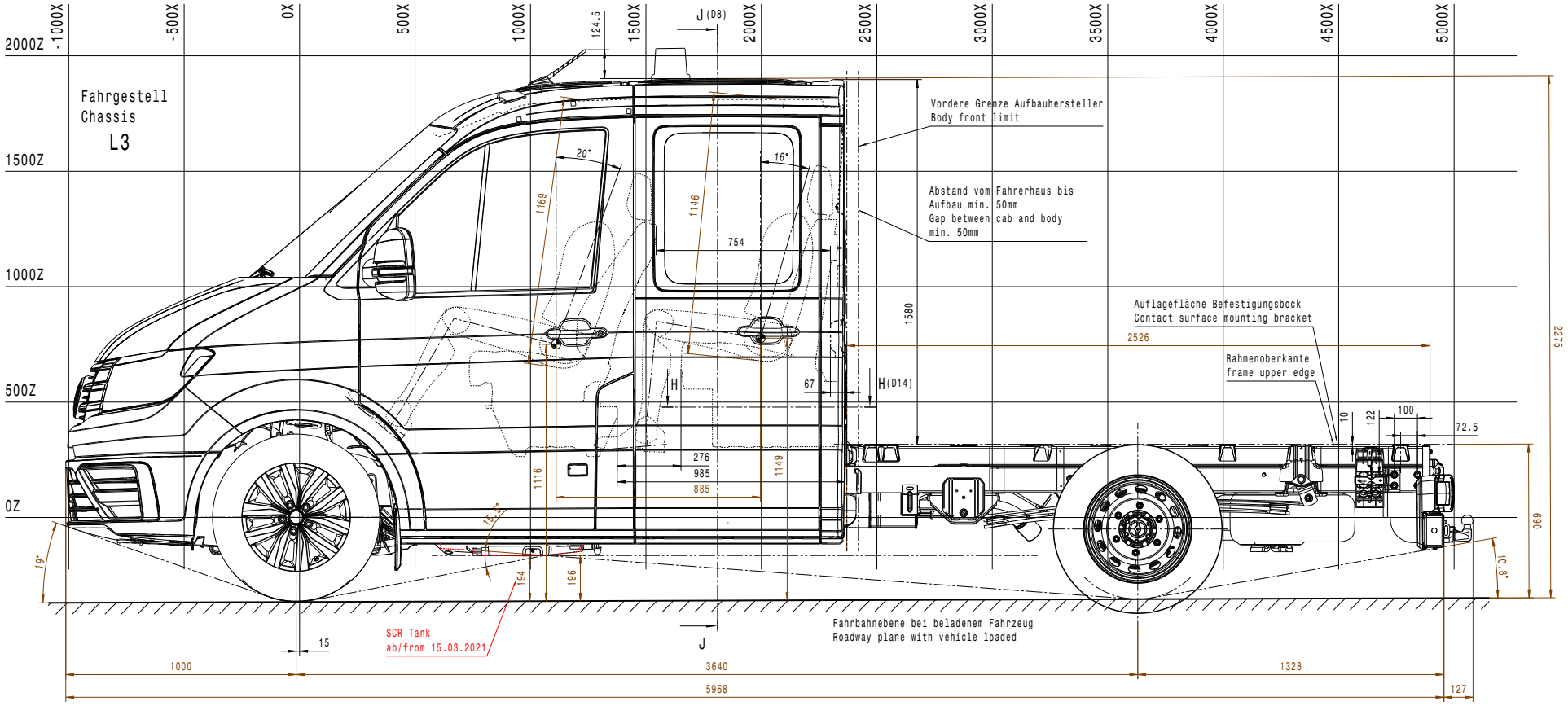
-1000X
-500X
0X
500X
1000X
124.5
1500X
J (D8)
2000X
2500X
3000X
3500X
4000X
4500X
5000X
2000Z
1500Z
1000Z
500Z
0Z
20°
16°
1169
1146
754
1580
2275
Vordere Grenze Aufbauhersteller
Body front limit
Abstand vom Fahrerhaus bis
Aufbau min. 50mm
Gap between cab and body
min. 50mm
Auflagefläche Befestigungsbock
Contact surface mounting bracket
2526
Rahmenoberkante
frame upper edge
10
122
100
72.5
H
67
H (D14)
276
985
885
1116
1149
690
19°
17.2°
194
196
10.8°
15
J
1000
3640
1328
5968
127

SCR Tank
ab/from 15.03.2021

Fahrbahnebene bei beladenem Fahrzeug
Roadway plane with vehicle loaded

H-H (C20)

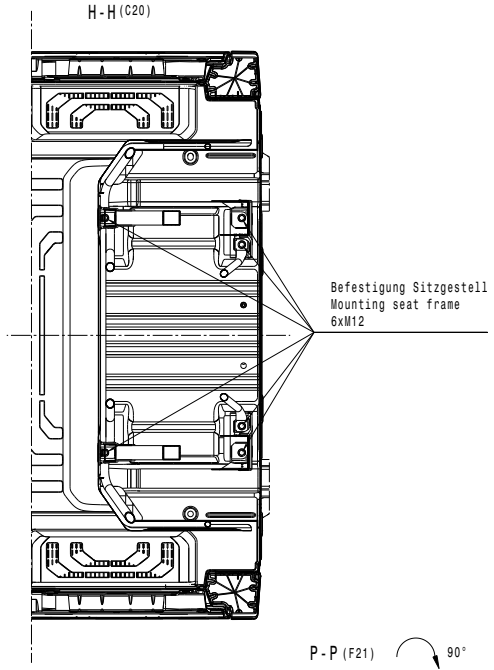
Befestigung Sitzgestell
Mounting seat frame
6xM12

L3

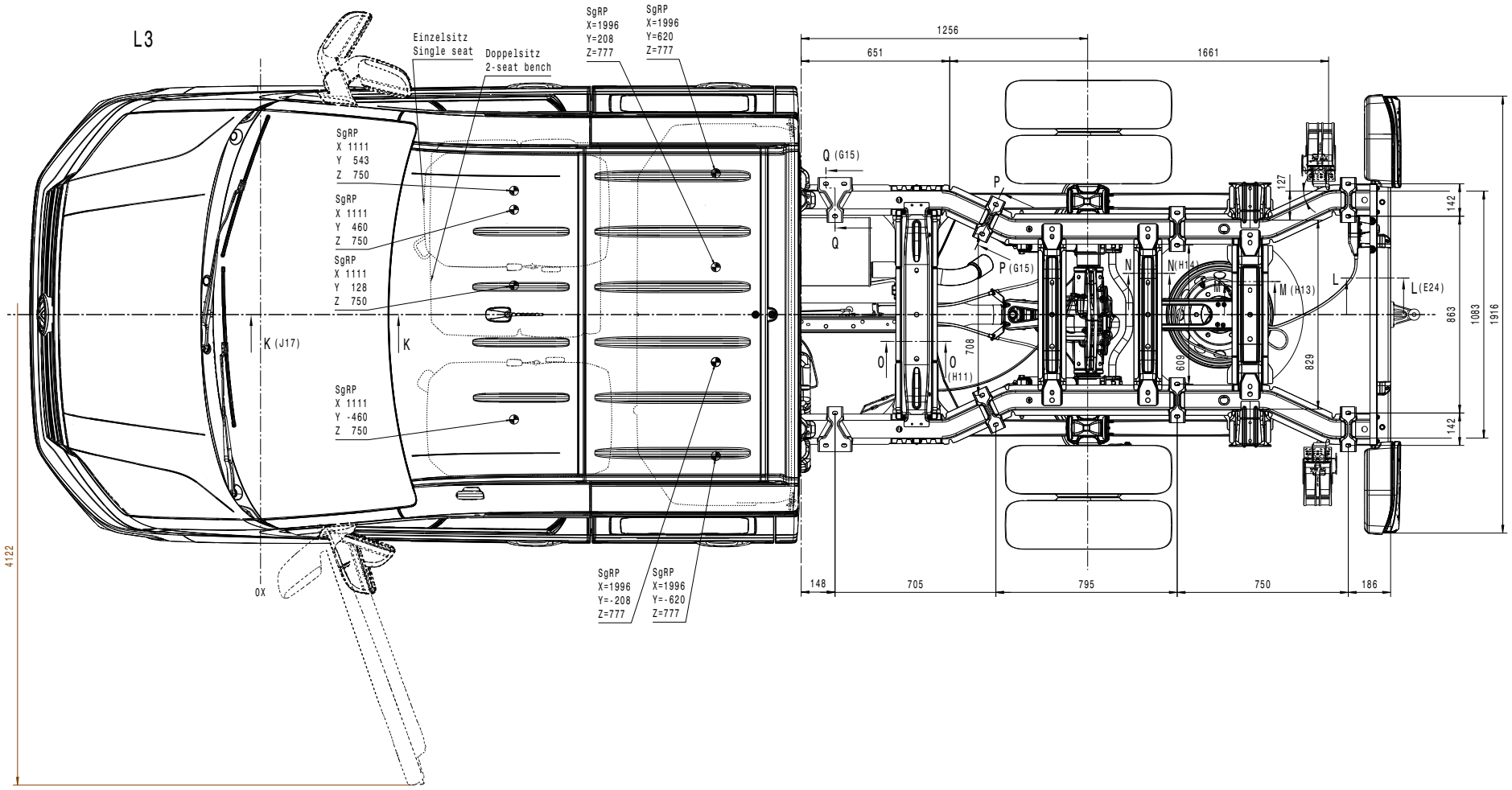
Einzelsitz
Single seat
Doppelsitz
2-seat bench
SgRP
X=1996
Y=208
Z=777
SgRP
X=1996
Y=620
Z=777
SgRP
X 1111
Y 543
Z 750
SgRP
X 1111
Y 460
Z 750
SgRP
X 1111
Y 128
Z 750
SgRP
X 1111
Y -460
Z 750
SgRP
X=1996
Y=-208
Z=777
SgRP
X=1996
Y=-620
Z=777
K (J17)
K
0X
4122
1256
651
1661
Q (G15)
Q
P
P (G15)
N
N (H11)
M (H13)
L
L (E24)
O
O (H11)
708
609
829
127
142
863
1083
1916
142
148
705
795
750
186

Fahrgestell/ Chassis
N1+N2
Pritsche/ Dropside van
N2

L-L (F23)

M 1:2

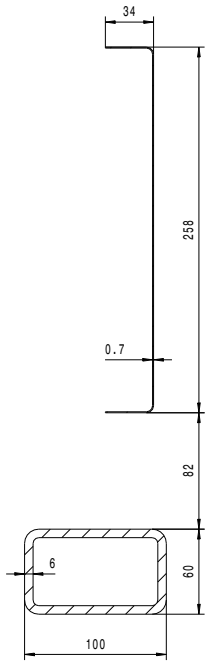
34
258
0.7
82
6
60
100

P-P (F21)
Q-Q (E20)
M 1:2
90°

gedreht gezeichnet
drawn in rotated condition

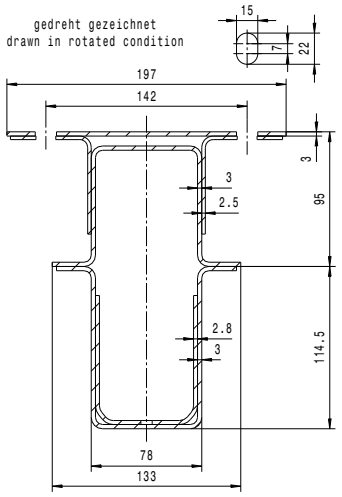
15
7
22
197
142
3
3
2.5
95
2.8
3
114.5
78
133

N-N (F22)

M 1:2

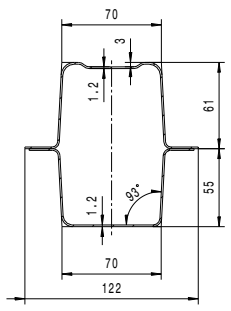
70
3
1.2
61
1.2
93°
55
70
122

K-K (F18)

Aufbau Konsole auf I-Tafel
Dashboard mounted console

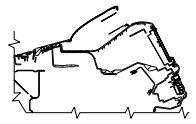

L3 Pritschenwagen
Dropside van

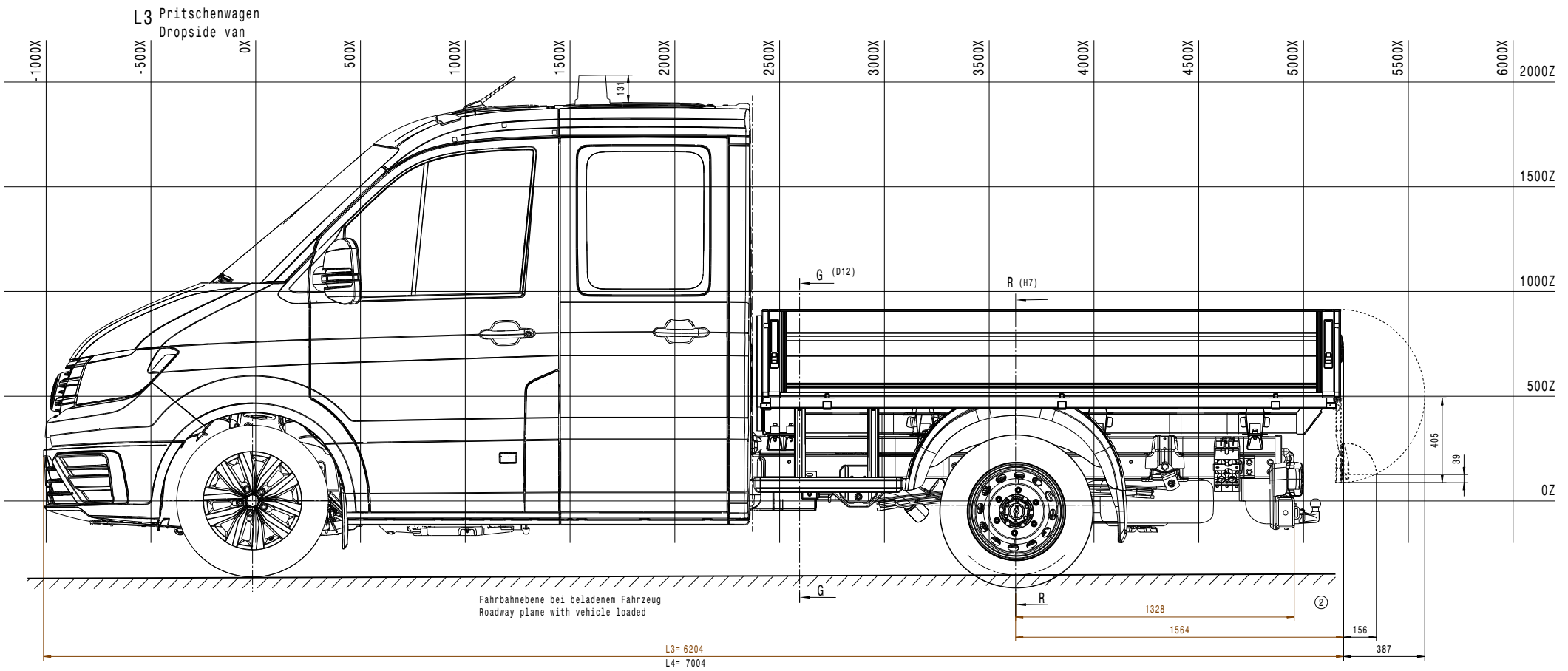
-1000X
-500X
0X
500X
1000X
1500X
2000X
2500X
3000X
3500X
4000X
4500X
5000X
5500X
6000X
2000Z
1500Z
1000Z
500Z
0Z
131
G (D12)
R (H7)
G
R
405
39
Fahrbahnebene bei beladenem Fahrzeug
Roadway plane with vehicle loaded
1328
1564
②
156
387
L3= 6204
L4= 7004

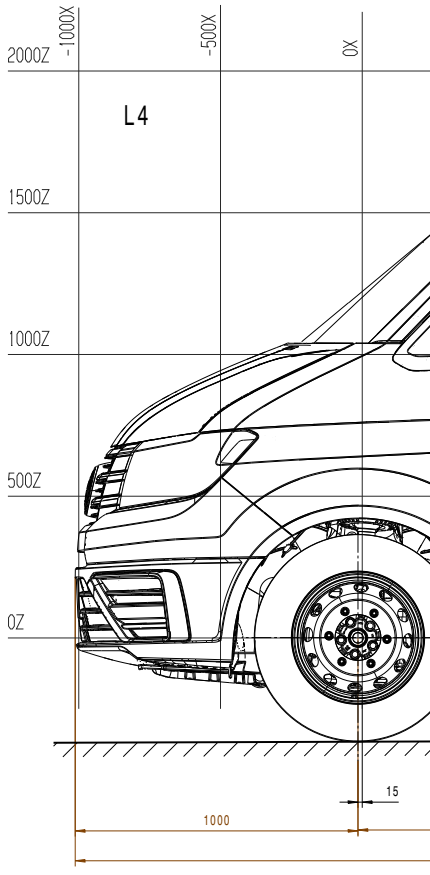
2000Z
-1000X
-500X
0X
L4
1500Z
1000Z
500Z
0Z
15
1000

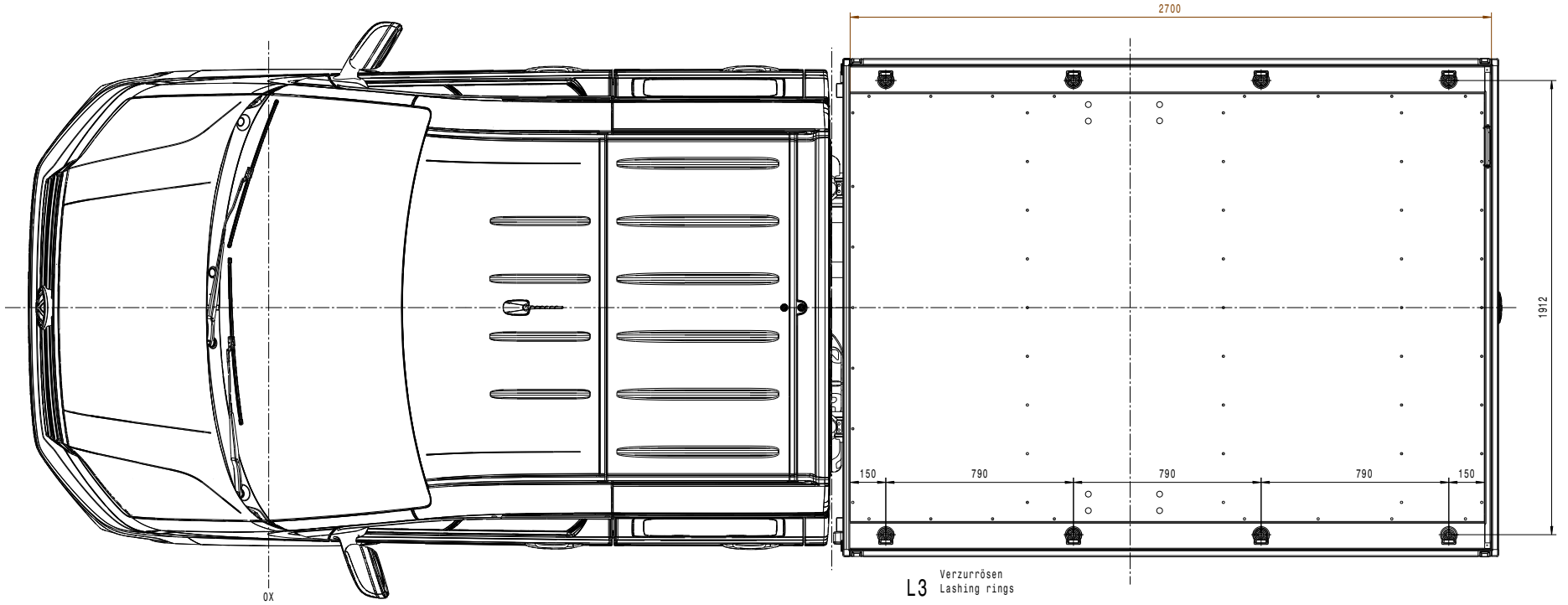
2700
1912
150
790
790
790
150
0X

L3 Verzurrösen
Lashing rings

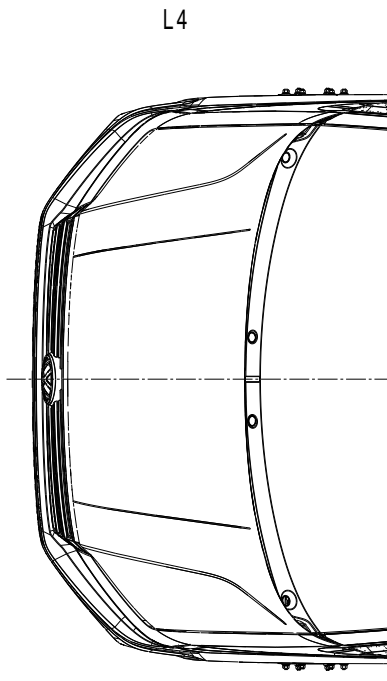

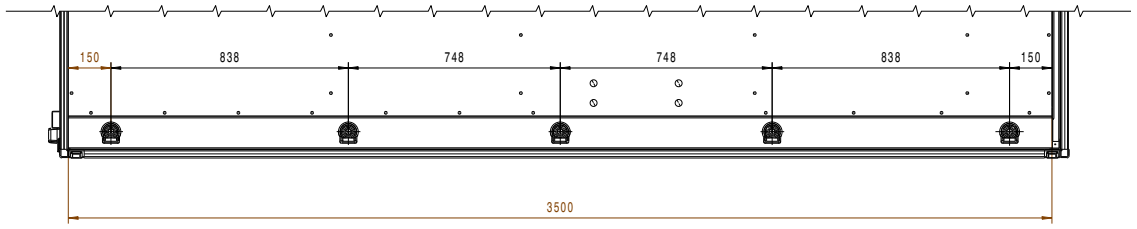
150
838
748
748
838
150
3500

L4 Verzurrösen
Lashing rings

	Anzahl Verzurrösen/ number lashing rings
L3	8
L4	10

	zGG	Belastung Verzurrösen/ load of lashing rings
RWD-twin	5t	800daN(kg)

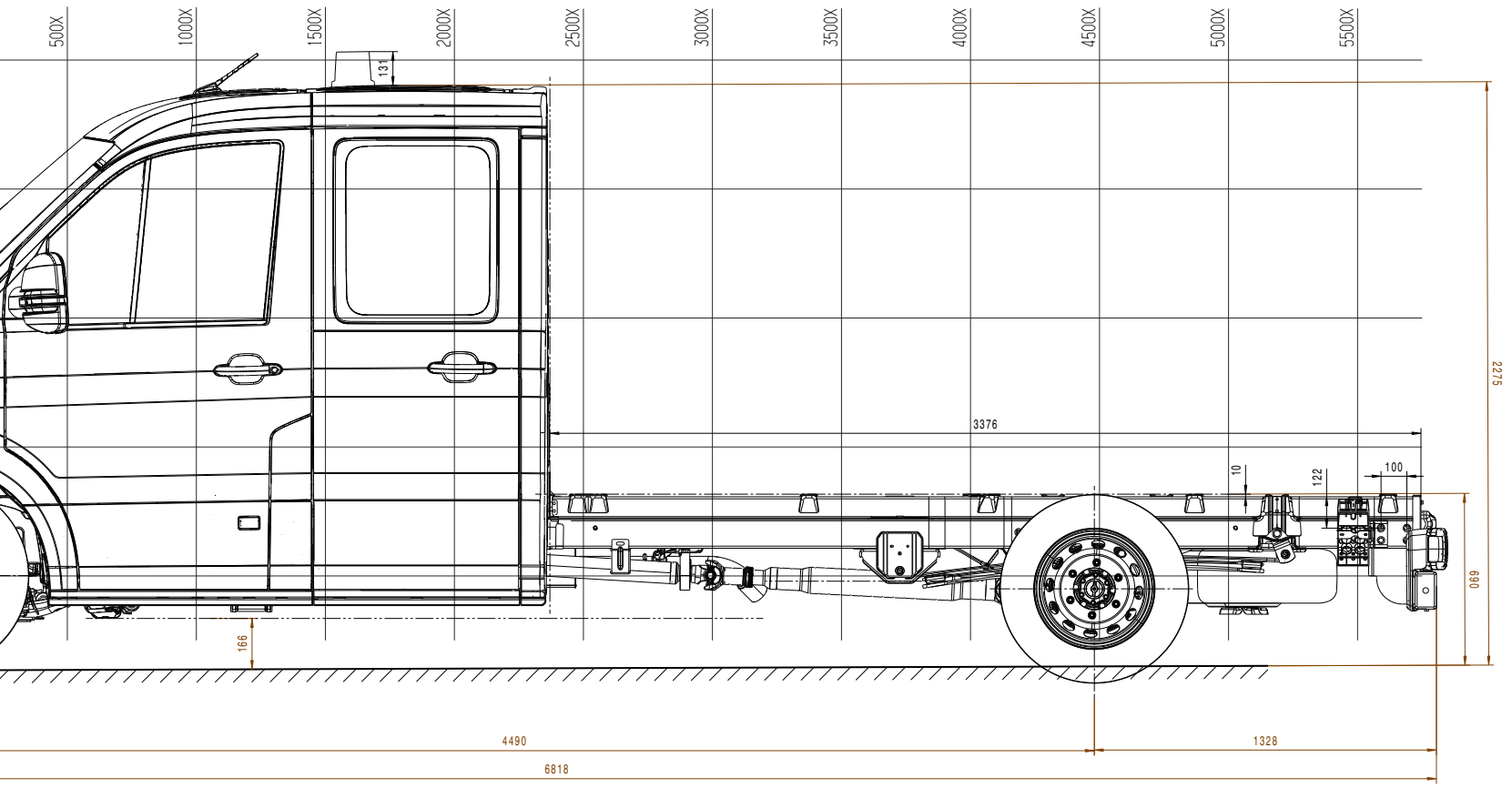
500X
1000X
1500X
2000X
2500X
3000X
3500X
4000X
4500X
5000X
5500X
131
3376
10
122
100
2275
690
166
4490
1328
6818

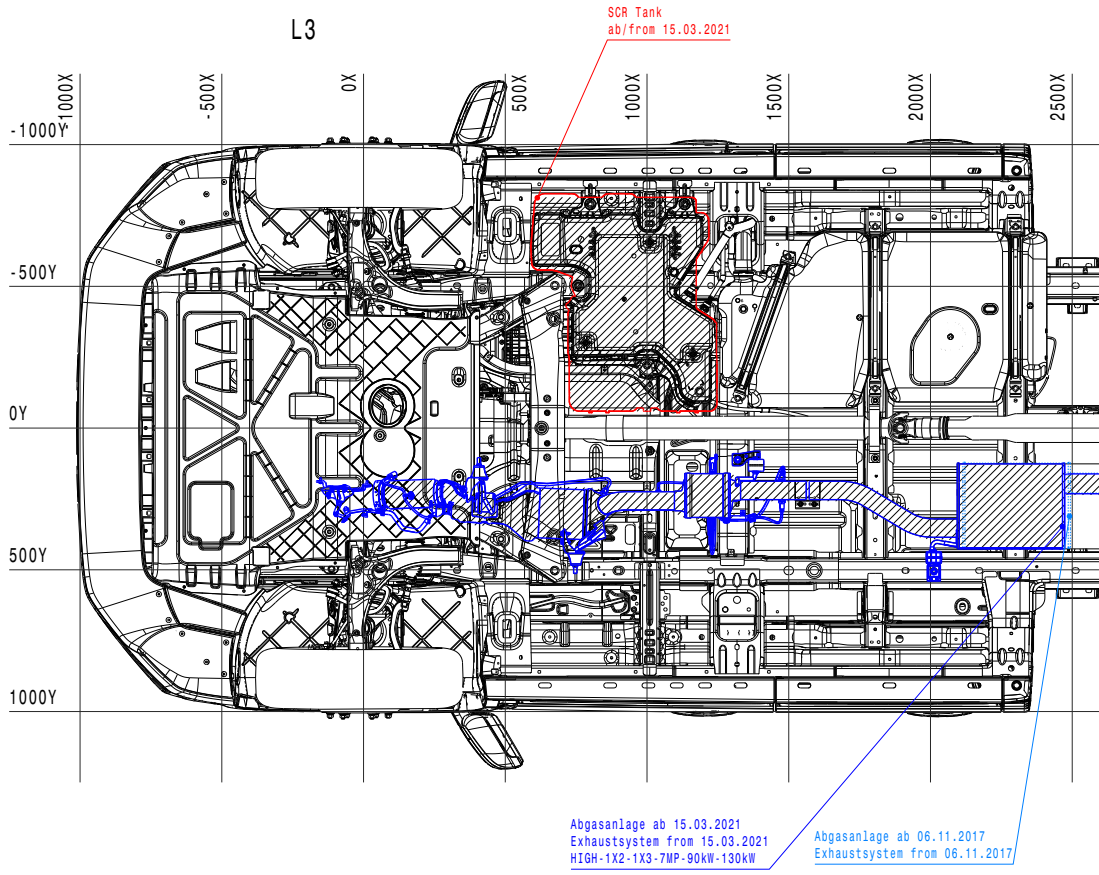
L3
SCR Tank
ab/from 15.03.2021
-1000X
-500X
0X
500X
1000X
1500X
2000X
2500X
-1000Y
-500Y
0Y
500Y
1000Y
Abgasanlage ab 15.03.2021
Exhaustsystem from 15.03.2021
HIGH-1X2-1X3-7MP-90kW-130kW
Abgasanlage ab 06.11.2017
Exhaustsystem from 06.11.2017

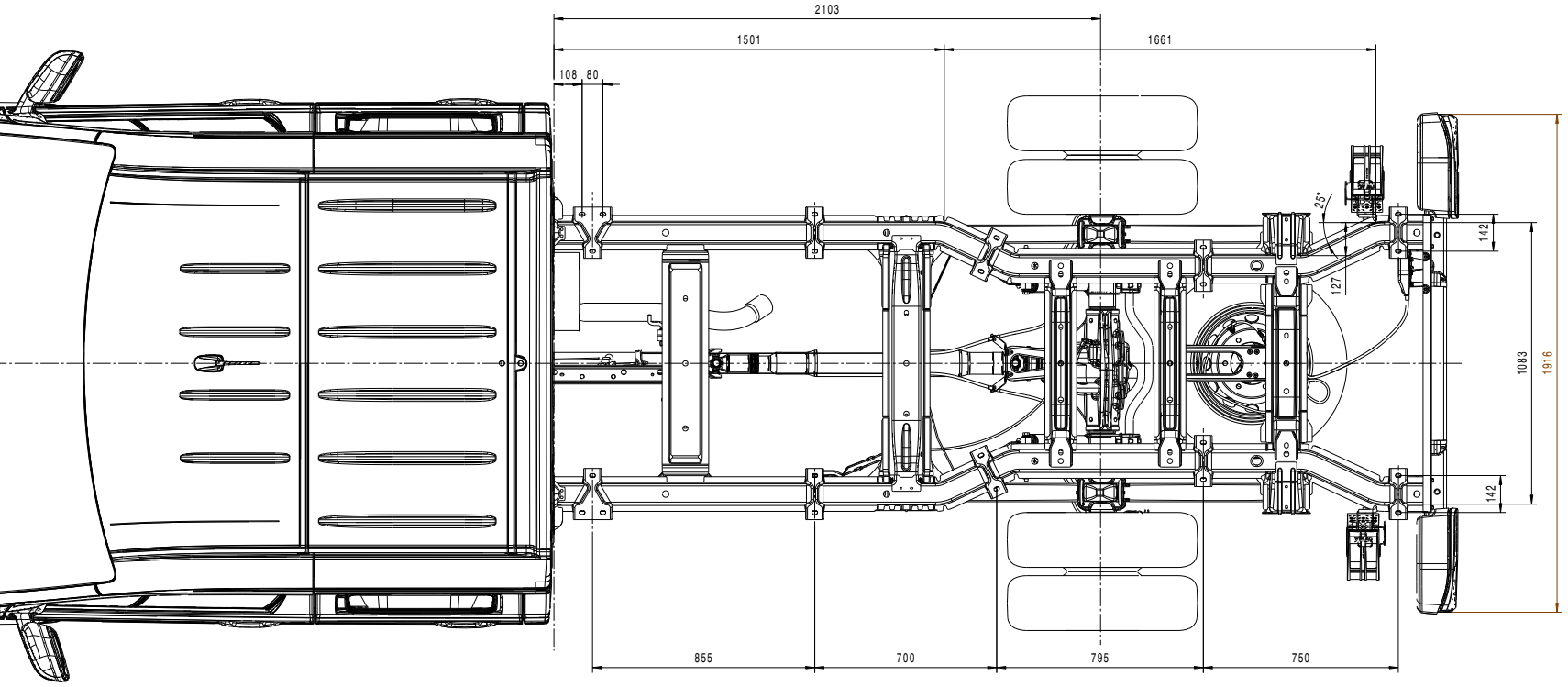
2103
1501
1661
108
80
25°
142
127
1083
1916
142
855
700
795
750

Unterlagen
References

Nr. No.	Feld Section	Datum Date	Geaendert Changed	Genehmigt Appr.	Beschreibung der Aenderung und Aenderungsterminschluessel Revision record and change date code
	-----	08.08.18			Neuerstellung/new release
1	E50	07.04.20			Tabelle überarbeitet/table adapted
		15.03.21			Abgasanlage
		|			und SCR Tank hinzu./
		15.03.21			exhaust system and tank added
2	D3/D32	16.08.22			Maße angepasst

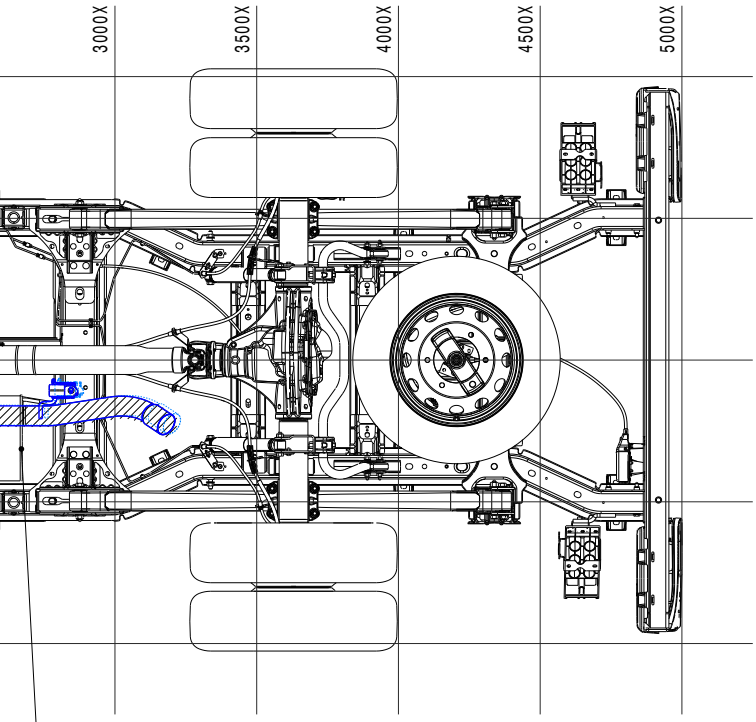
3000X
3500X
4000X
4500X
5000X

Abgasanlage bis 05.11.2017
Exhaustsystem to 05.11.2017

	alle Antriebsarten for all powertrain
Reserverad - Notrad (temporary) spare wheel	15kg - 18.5kg

①

© Volkswagen AG behaelt sich alle Rechte vor. Das gilt insbesondere fuer Erfindungsrechte, Know-how, Urheberrechte und Namensrechte sowie fuer das Recht, diese als gewerbliche Schutzrechte anzumelden. Jede Verfuegungsbefugnis incl. Kopier- und Weitergaberecht liegt bei uns. Genehmigung von Erstlieferung und Aenderung

© Volkswagen AG reserves all rights, including without limitation rights of invention, know-how, copyrights, rights to names, and the right to apply for industrial property rights. All rights of use and exploitation including the right to copy and disseminate or distribute reside with us. Approval of first delivery and changes in accordance
The English translation is believed to be accurate. In case of discrepancies the German version is alone authoritative and controlling.

Typ-Pruef-Dok. und Typ-Pruef-Nr
Type-appr.-doc. and type approval number

CAD-System und Verwaltungssystem-Schluessel
CAD system and administration code
Catia V5 R28

Werkstoff/ Material

Werkstoffbehandlung/ Material treatment

Halbzeug/ Semi-finished product

Oberflaechenschutz
Surface protection
Ofl-

Konst.-Verantwortg.
Doc resp.

Name/ Name

Abt./Dept.

Telefon/Phone

Gewicht
Weight (g)

errechnet
calculated

Ent.-Nr.
Draft no.

EA-Nr.
Eng.proj.no.

Gez./Drawn

Sicherh.-Dok.
Safety doc.

Benennung Baumaße Crafter/TGE (MJ2017)
Zusatzbenennung Doppelkabine L3-L4 Heckantrieb Zwilling

Title Construction Dimensions
Additional title Double Cab L3-L4 RWD-TWIN

Maszstab/Scale
1:10
1:2

Teil-Nr.
Part-no.
7CA.000.011.C

Format
D.Size A0+3

Blatt
Sheet 1

von
of 1

Tolerierung: Unabhaengigkeitsprinzip
Tolerancing: independency principle